

Redexis

2019 First Half Results

29 July 2019

Disclaimer



This document has been prepared exclusively by Redexis Gas, S.A. and is strictly confidential and is being furnished solely for information purposes. It shall be not reproduced or redistributed to any person, and it shall be not published, in whole or in part, for any purpose.

All statements other than statements of historical fact included in this document, including, without limitation, those regarding any party's intentions, beliefs, and statements that are generally identified by the words “expected”, “potential”, “estimates” and similar expressions are forward-looking statements.

Those forward-looking statements involve various known and unknown risks, uncertainties and other factors could lead to material differences between the actual future results, financial situation, development or performance of the Company and those forward-looking statements (expressed or implied) contained herein. These forward-looking statements are based on numerous assumptions. Forward-looking statements are not guarantees of future performance and actual results may differ materially from those made in or suggested by the forward-looking statements contained in this document.

The distribution of this document in other jurisdictions may be prohibited; therefore, the recipients of this document or anybody accessing a copy of it must be warned of said restrictions and comply with them.

No reliance may be placed for any purposes whatsoever on the information contained in this document or any other material discussed in this document, or on its completeness, accuracy or fairness. The information and opinions contained in this document and any other material discussed in this document are provided as at the date of this document and are subject to change without notice. This document has not been approved by any regulatory authority.

Furthermore, the information contained in this document has not been independently verified and neither Redexis Gas S.A. nor any other party is under any duty to update or inform of any changes to such information. No representation or warranty, express or implied, is made as to the truth, fullness, accuracy, reasonableness or completeness of the information or opinions contained herein (or whether any information has been omitted from the document). In addition, no responsibility, obligation or liability (whether direct or indirect, in contract, tort or otherwise) is or will be accepted in relation to such information or opinions or any other matter in connection with this presentation or its contents or otherwise arising in connection therewith.



Table of content

1. H1 2019 Milestones
2. Operational review
3. Financial review
4. Analysis of proposed circulars
5. Conclusions

H1 2019 Milestones



Continued growth

- More than 24 thousand new contracts, 24,5% higher than 1H 2018
- +322% growth of contracted industrial annualized demand compared with previous year
- +213 km of network added in first half of 2019 (+6,3% vs. 2018)

Stable financial performance

- Revenue remains stable at €126 million despite warmer February and March
- EBITDA increase by 1,2%, reaching €88,4 million
- €22,5m Net Income, 44,6% growth
- Affirmed rating by S&P on July 25th 2019, after release of CNMC's draft: BBB-, outlook stable

Promoting sustainable mobility and clean energy

- Cepsa agreement to create largest network of Natural Gas for Vehicles (NGV) refueling stations
- Joined 'Power to Green Hydrogen' project to provide green hydrogen infrastructure in Mallorca

Committed to ESG

- Converted syndicated credit facility into Sustainable, linking interest rate to ESG external rating
- Carried out ESG materiality analysis
- Signed II Equality Plan, guaranteeing women's rights and equal opportunities in the workplace

New draft regulation

- Draft Circulars for next regulatory period (2021-26) released by CNMC and consultation opened
- Redexis is working on allegations to present to the CNMC
- Based on current draft, no impact expected on average in Distribution, and limited in Transmission

Operational review

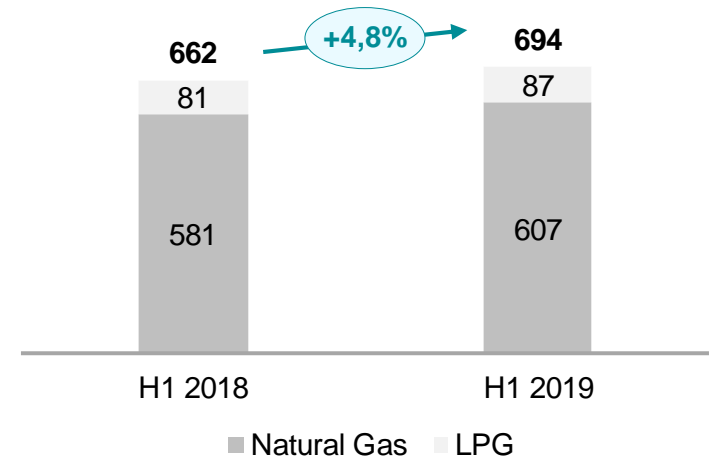


Operating highlights (H1)	Unit	2018	2019	%change
Distribution Connection Points				
Natural Gas (P<4b)	#	580.987	606.699	4,4%
LPG	#	80.802	86.546	7,1%
Natural Gas (P>4b)	#	278	295	6,1%
Total	#	662.067	693.540	4,8%
Municipalities served	#	488	520	6,6%
Network length				
Distribution network	Km	8.546	9.183	7,5%
Transmission network	Km	1.643	1.643	-
Total	Km	10.188	10.826	6,3%
Energy distributed				
P<4b	GWh	3.699	3.577	(3,3%)
LPG	GWh	284	255	(10,2%)
4b<P<60b	GWh	4.181	4.438	6,2%
P>60b	GWh	9.041	10.032	11,0%
Total	GWh	17.205	18.302	6,4%

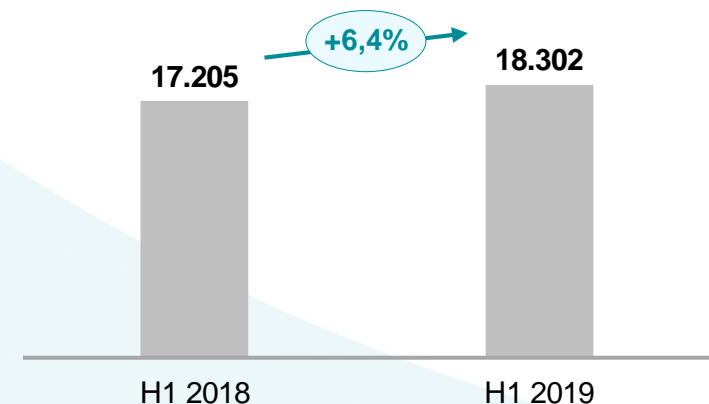
Comments

- Signed 24,4 new contracts, +24,5% vs. H1 2018
- 21,3 thousand new connections points added by June 30th
- 4 new municipalities commissioned in natural gas in Murcia, Extremadura, and Castile and Leon
- 19 municipalities integrated from the acquisition of LPGs CPs
- 15 authorisations granted in Eastern Andalucía, C.Valenciana, Castile-La Mancha and Madrid
- Warm February and March affecting residential demand

Connection points ('000)



Energy distributed (GWh)

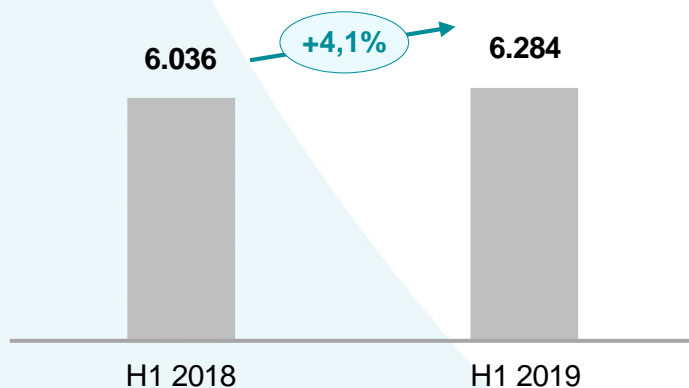


Operational review

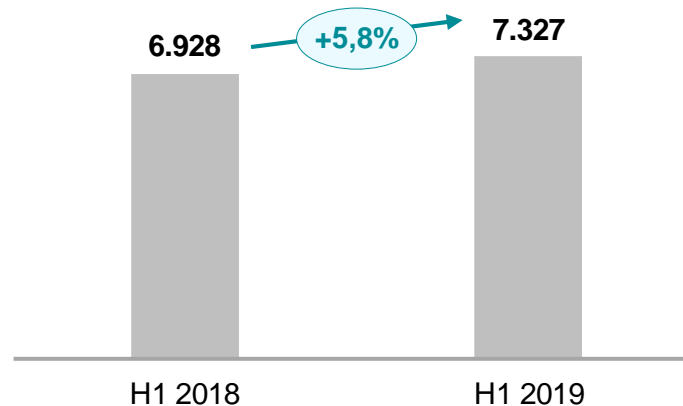
Industrial and commercial segments



Energy distributed (GWh)



Connection points



Comments

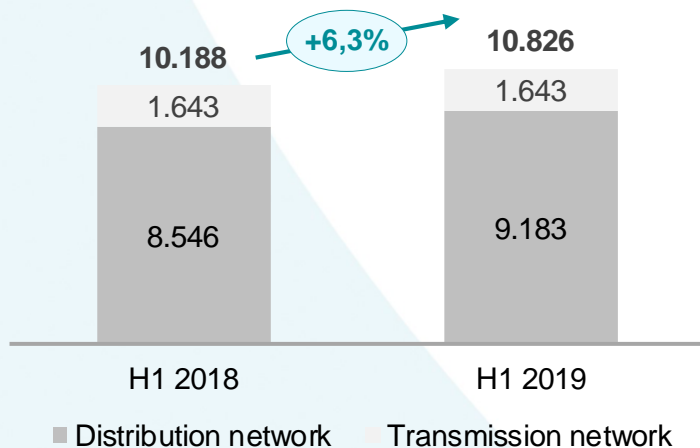
- Industrial and commercial contracted energy increased by 191,5%, reaching to 752 GWh
- Strong performance of industrial segment:
 - Contracted 670 GWh of annualized demand (+322% vs. H1 2018)
 - +1TWh of connected annualized demand (expected), meaning +442% vs. same period in 2018
- Industrial and commercial contracting grew by 44,4% up to 855 new contracts at June 30th

Operational review

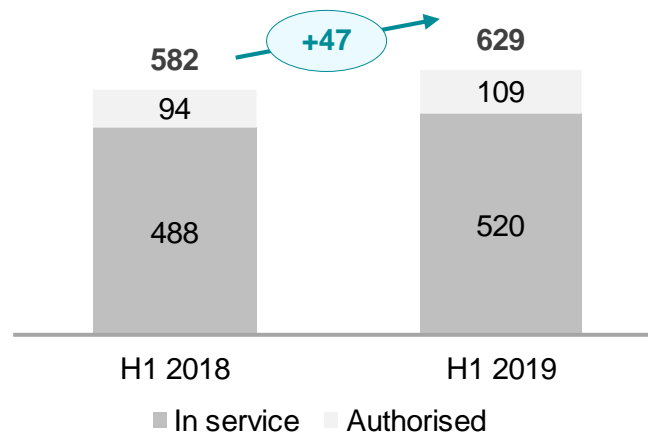
CAPEX and assets



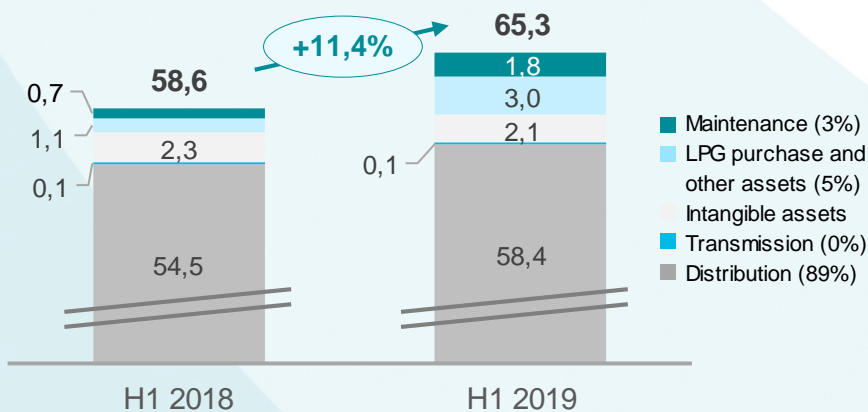
Network length (Km)



Municipalities

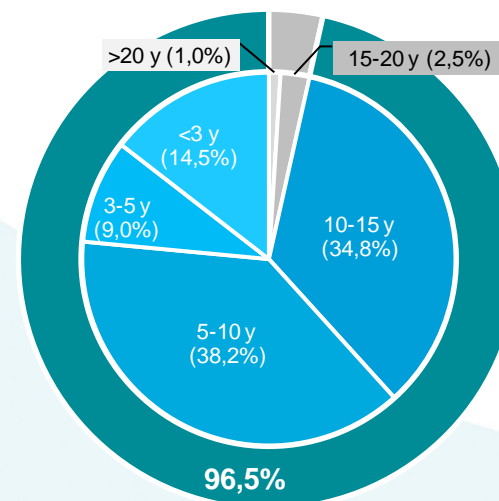


Capex breakdown (€m)



Age of distribution assets (as of Dec/2018)

- 96,5% of assets are less than 15 years old



Operational review

Promoting sustainable mobility and renewable energy



Promoting sustainable mobility



- Redexis has recently reached an agreement with Cepsa for the expansion of NGV to create the largest network of natural gas refueling stations in Spain, planning to reach 80 stations by 2023

Promoting a sustainable economy



- The company has announced investments amounting to €60 million euros over the next five years to promote initiatives related to this energy vector at a national level
- We are participating in the Lloseta project in Mallorca, a pioneering project at national level, for the injection of hydrogen into the natural gas distribution network

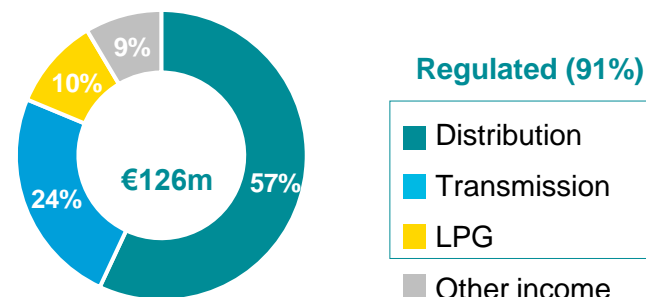
Financial review

Business Income Statement

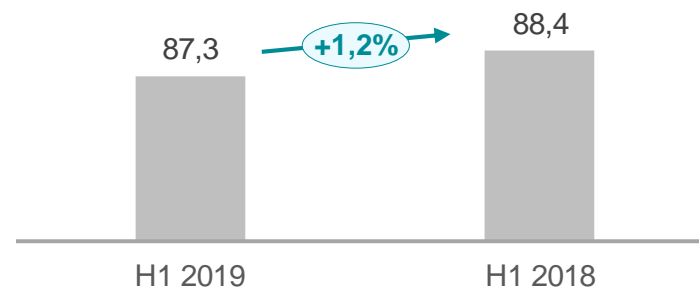


P&L account (H1)	2018	2019	%change
<i>Data in € million</i>			
Distribution - regulated	55,7	58,2	4,5%
Other regulated distribution income	12,7	13,4	5,0%
Transmission - regulated	31,2	30,6	(2,2%)
LPG regulated business	16,4	12,8	(21,8%)
Other Operating Income	3,6	3,8	6,6%
Self-constructed non-current assets	6,4	6,9	7,9%
Total Revenues and other income	126,0	125,6	(0,3%)
Supplies	(13,4)	(11,1)	(17,6%)
Personnel expenses	(12,5)	(13,9)	11,3%
Other Operating expenses	(12,9)	(12,3)	(4,0%)
EBITDA	87,3	88,4	1,2%
<i>EBITDA margin (%)</i>	<i>69,3%</i>	<i>70,3%</i>	<i>1,0pp</i>
<i>EBITDA Margin ex LPG dilution (%)</i>	<i>76,9%</i>	<i>76,6%</i>	<i>(0,3pp)</i>
Depreciation and amortisation	(39,5)	(41,7)	5,6%
Impairment on non-current assets	(1,0)	(0,0)	(97,8%)
Restructuring and other non-recurring expenses	(9,2)	(0,0)	(100,0%)
EBIT	37,6	46,6	24,0%
Finance income	0,1	0,1	4,9%
Finance costs	(16,4)	(16,7)	2,0%
Net financial result	(16,3)	(16,6)	2,0%
EBT	21,3	30,0	40,8%
Income tax	(5,7)	(7,5)	30,3%
Net result for the period	15,6	22,5	44,6%
Result for the period attributable to owners of the Parent	15,6	22,5	44,6%
Result for the period attributable to non-controlling interests	0,0	(0,0)	

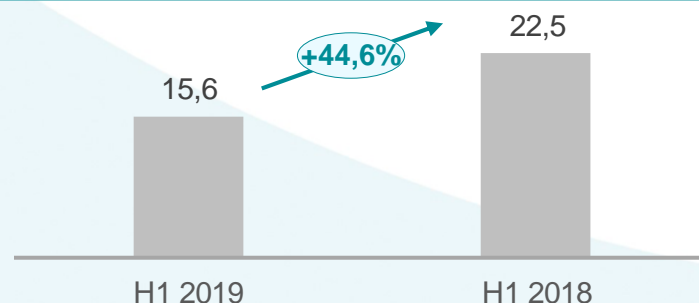
Revenue and other income



EBITDA (€m)



Net income (€m)



Financial review

Business Cash Flow Statement



Business Cash Flow (H1)	2018	2019	%change
<i>Data in € million</i>			
EBITDA	87,3	88,4	1,2%
Adjustment for non-cash items (included in EBITDA):			
Change in provisions	0,2	0,1	(42,3%)
Government grants taken to income	(0,8)	(0,1)	(84,2%)
Net change in working capital	27,9	17,3	
Cash flow from operating activities	114,6	105,7	(7,8%)
Acquisition of GLPs	(2,9)	(3,1)	
Acquisition of property, plants and equipments	(68,3)	(71,8)	5,1%
Income tax paid	(1,3)	(0,7)	(46,2%)
Free Cash Flow	42,0	30,1	(28,4%)
Interest paid	(25,0)	(28,9)	15,4%
Interest received	0,1	0,1	4,9%
Finance income	(24,9)	(28,8)	15,4%
Cash flow ex financing activities	17,1	1,3	(92,4%)
Acquisition financial assets	(0,4)		
Proceeds / (Repayment) of EIB		50,0	
Proceeds / (Repayment) of 2027 bond tap	(3,6)		(100,0%)
Proceeds / (Repayment) of Dividends	(220,0)	(30,0)	
Proceeds from other financial liabilities	(0,0)	(0,7)	
Restructuring and other non-recurring expenses	(9,2)	-	(100,0%)
Net increase / decrease in cash and cash equivalents	(216,1)	20,6	(109,5%)
Cash and cash equivalents BOP	289,4	49,7	
Cash and cash equivalents EOP	73,3	70,3	(4,1%)

- Cash conversion (EBITDA to Cash flow from operating activities) remains robust
- Temporary differences in working capital related to settlements with the Gas System
- PPE expenditures remain mostly growth driven
- Interest payments increased due to the payment in 2019 of the full coupon corresponding to the tap of 2027 bond issued in nov/17
- Drawdown of €50m from EIB facility
- Ordinary dividend payment of €30m

Financial review

Balance Sheet



Balance Sheet	FY 2018	H1 2019
<i>Data in € million</i>		
ASSETS		
Property, plant and equipment	1.243,2	1.267,6
Goodwill	219,2	219,2
Other intangible assets	557,5	557,2
Right of Use Assets	2,2	4,5
Deferred tax assets	46,6	-
Non-current financial assets	7,7	0,2
Deficit of the system	5,2	4,1
TOTAL NON-CURRENT ASSETS	2.081,5	2.052,7
Inventories	5,9	6,0
Trade and other receivables	55,3	46,2
Other current financial assets	0,2	0,1
Other current assets	5,6	7,9
Cash and cash equivalents	49,7	70,3
TOTAL CURRENT ASSETS	116,8	130,5
TOTAL ASSETS	2.198,4	2.183,2

Balance Sheet	FY 2018	H1 2019
<i>Data in € million</i>		
SHAREHOLDERS' EQUITY AND LIABILITIES		
Equity attributable to equity holders of the parent	654,0	646,5
Non-controlling interest	0,0	0,0
TOTAL EQUITY	654,0	646,5
Deferred income	21,3	21,2
Long term liabilities (Bonds)	1.139,5	1.140,7
Loans and borrowings (Banks)	158,3	207,7
Other financial liabilities	3,1	5,4
Deferred tax liabilities	105,9	63,4
Provisions for employee benefits	4,0	4,1
Other provisions	0,6	0,6
TOTAL NON-CURRENT LIABILITIES	1.432,8	1.443,2
Short term liabilities (Bonds) (Accrued interests)	19,4	5,7
Loans and borrowings (Banks) (Accrued interests)	1,8	2,1
Fixed asset suppliers	65,9	56,1
Trade and other payables	19,0	23,7
Current income tax liabilities	0,8	3,5
Provisions for employee benefits	0,1	0,0
Other current liabilities	4,6	2,4
TOTAL CURRENT LIABILITIES	111,5	93,5
TOTAL SHAREHOLDERS' EQUITY AND LIABILITIES	2.198,4	2.183,2

Financial review

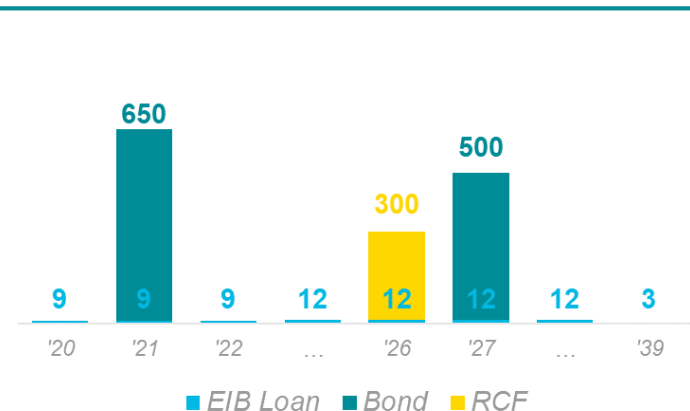
Disciplined investment grade financial policy



Liquidity Position

Instrument	Amount (€m)	Drawn (€m)	Available (€m)
Bonds	1.150,0	1.150,0	-
RCF	300,0	-	300,0
EIB loans	285,0	210,0	75,0
Cash & Eq	70,3	-	70,3
	1.805,3	1.360,0	445,3

Maturity profile



Rating S&P

BBB-
stable outlook
(July 2018)

Available liquidity

€445,3m

Avg. Financial cost

2,2%

Avg. debt maturity

5,63y

H1 2019 Financing Milestones

- ✓ Sale of 2015-2017 deficit: €5,7m
- ✓ Amend & Extend of €300m RCF and conversion to ESG linked, extending maturity and reducing interest rates
- ✓ EIB Drawdown of €50m, 20y maturity
- ✓ Renewal of the EMTN Programme
- ✓ S&P rating affirmed on July/19: BBB- outlook stable



Summary of S&P credit action release

BBB-

Outlook Stable

July 25th 2019

- The impact on DSOs will be asymmetric, and largely depend on each company's net asset base age as of 2020
- The proposed scheme will have less of an impact on Redexis
 - Asset base very young, with 95% of its assets younger than 15 years
 - Intensive expansion capex in past years, averaging €160 million over the past five years, of which most was expansionary capex
- Distribution
 - Don't anticipate a significant impact in the ordinary part of the remuneration for Redexis because it depends on relatively stable components
 - The proposed scheme maintains remuneration for growth: Expect Redexis will keep its growth strategy unchanged, which means no deviation of the capex plan
- Transmission
 - Remuneration for continuity of supply will be removed in four years, this will result in a drop in remuneration of about €10 million per year for Redexis
 - Largely manageable for the company, in particular since it will also be entitled to additional remuneration due its expansion strategy and due to its flexible dividend
- Stable outlook on Redexis captures our view that the proposed remuneration scheme, if established as law by November 2019, will have a limited impact in the gas operator's EBITDA generation and credit metrics

“ The stable outlook also reflects our expectation that Redexis' strategy over the next 12 to 24 months will continue to prioritize its grid expansion and the addition of incremental connection points to its customer base, while posting FFO to debt above 10% and debt to EBITDA below 8.0x.

Redexis commitment to ESG



Partners of the Spanish Network of the United Nations Global Compact, working in line with the Sustainable Development Goals (SDG)



Participation in the process of auditing best practices in ESG matters by Gresb BV



A materiality analysis has been carried out with the aim of review stakeholders and establish the material aspects

Conversion of its €300m revolving credit facility into sustainable ("ESG-linked RCF") in May 2019



Environment

- Integrated Environmental policy approved by senior management
- Followed-up biodiversity projects to improve evaluation and mitigate the impact on the natural spaces deteriorated due to our activity
- Commitment to the development of natural gas vehicle (NGV): Agreement with Cepsa
- Promoting the development of clean and renewable energies: biomethane or hydrogen
- Submitted GRESB survey in June 2019, reflecting improvements to ESG practices
- ISO 14001 certification, updated in June 2018
- ISO 50001 certification, obtained in June 2018
- Carbon footprint, obtained in December 2018



Social

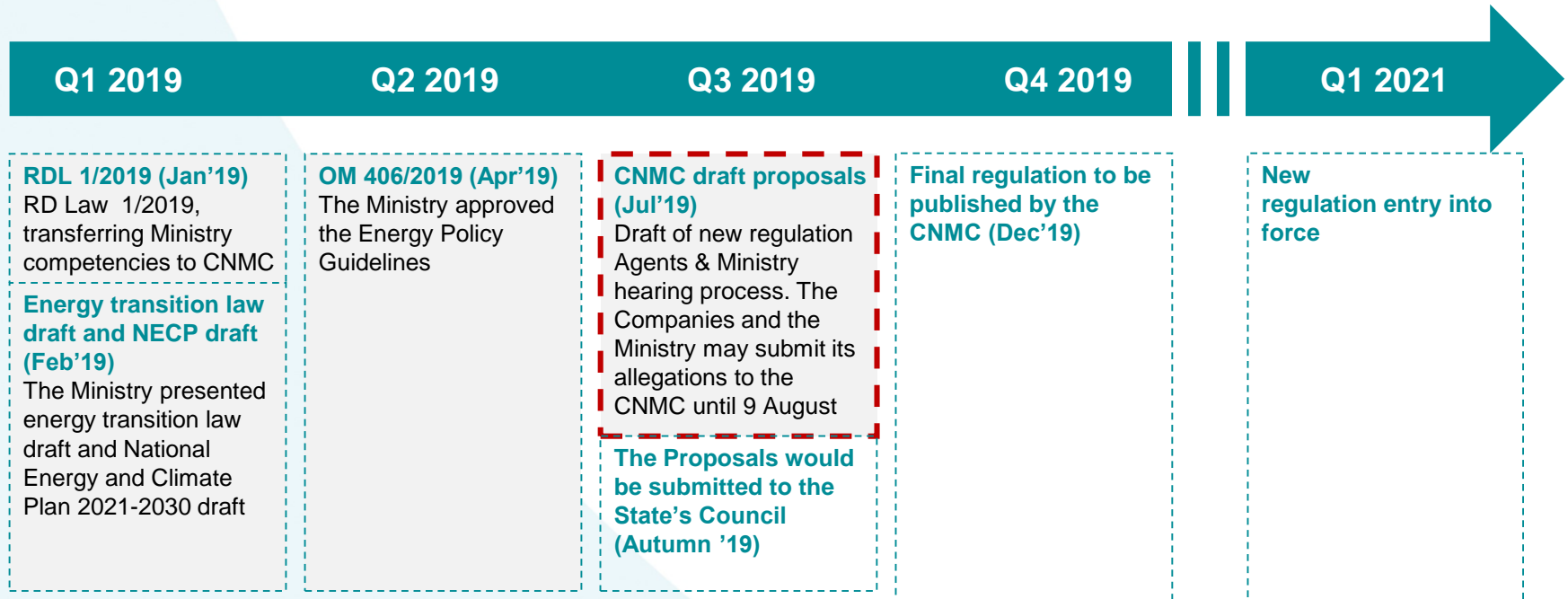
- No casualties/serious accidents in H1 2019
- Signature of the Group's second collective agreement in December 2018
- 5,5% of staff is unionized as of June 30th 2019
- II Equality Plan signed in 2019: guarantee women's rights in the workplace and equal opportunities
- Healthy Business Excellence Certificate and OHSAS 18001 updated in June 2018
- Absenteeism rate 1,7% in 2018 vs. Spain average 5,3% (source Adecco)
- Developed sustainable actions in the municipalities where it operates

Corporate Governance

- Constitution of the Appointments and Remuneration Committee and the Audit and Risk Committee
- Internal Code of Conduct
- Protocol for the communication of irregular facts
- Internal and external whistleblower channel
- Adaptation of policies to the new data protection rules

Regulatory milestones

Draft of proposed regulation for 2021-26 released for consultation



Analysis of proposed CNMC's Circular drafts



- Redexis is working on technically supported allegations to the CNMC to improve the proposed regulation and reduce the impact of remuneration cuts in the current draft
- However, under current proposed draft, we estimate the impact on total revenue to be non material
 - Virtually neutral until 2023
 - Limited impact on annual average during the regulatory period 2021-2026

Summary of CNMC Draft Proposal

Distribution

- Remuneration of depreciated assets gradually removed in 4 years
- Asset base revised with a 5,83% financial rate on net assets, and O&M allowance of 2020 costs
- Reduction coefficient (f) applied to the remuneration of the asset base to recognize financial cost reductions
- Remuneration of growth maintained with same parameters values
- Remuneration of growth supplemented with a new term of 0,50 Euro/MWh for the connection of 4-60bar networks (industrial segment)
- New term for the life extension of depreciated assets is introduced
- New efficiency term is introduced

Transmission

- Remuneration of continuity of supply gradually removed in 4 years
- Updated financial rate proposed (5,44% versus current 5,09%)
- Unit values for O&M remuneration might be revised
- Net investment value for transmission assets pre 2008 is reduced, as according to CNMC these were not properly calculated in 2014 (regulatory life of those assets changed from 30 to 40 years)
- New efficiency term is introduced



- Continued track of growth in domestic and industrial segments
- Sustained delivery on financial metrics
- Advancing in sustainable mobility and renewable energy
- Commitment to ESG
- New draft regulation for 2021-26 with limited expected impact